



FUJITEC

ZEXIA

Passenger Elevator with Machine Room

**ARGENTINA & URUGUAY
MARKET**

In Compliance With the Standards of EN81-1 and CABA

Tamaños de Cabina para Argentina y Uruguay
ZEXIA (FP-17)

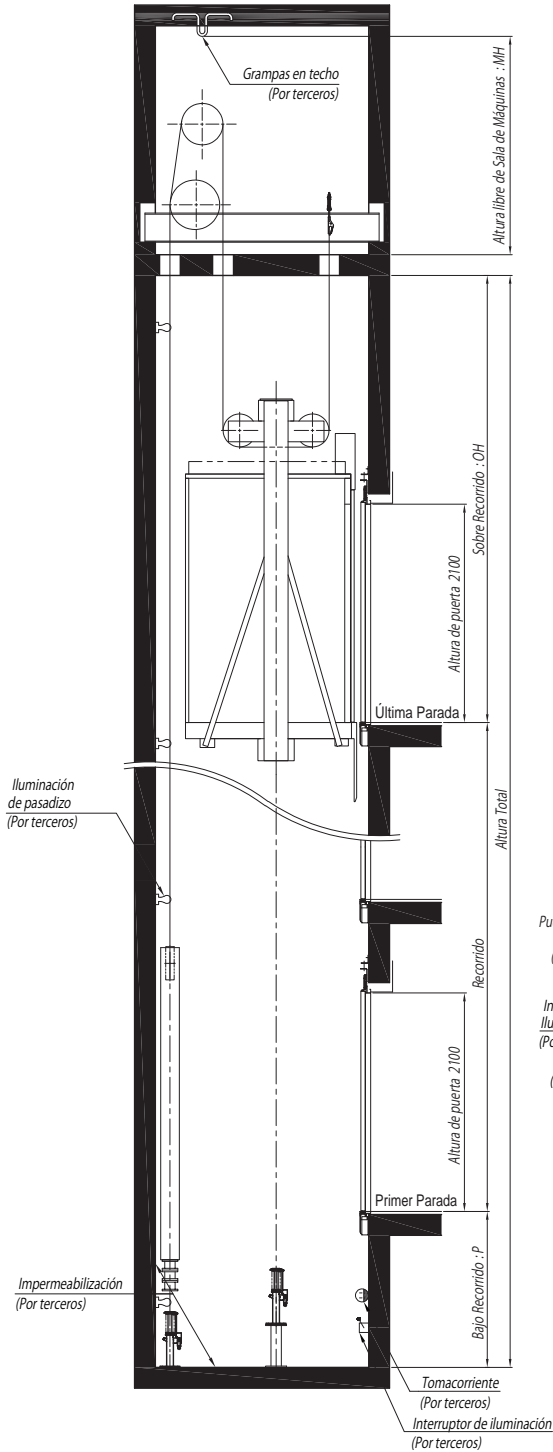
| Cap. (Kg) | Vel. (m/s) | Reco rrido (m) | Ubicac. de la Puerta | Ubicac. del CWT | Tipo de Puerta | Tamaño de Puerta W x H (mm) | Dimensiones Interiores de Cabina W x D (mm) | Pasadizo Mínimo X x Y (mm) | Tamaño Mínimo de Sala de Máquinas MX x MY x MH (mm) | EN81-1 | | | | CABA | | | |
|-----------|------------|------------------------|------------------------|-----------------|----------------|-----------------------------|---|----------------------------|---|---------------------------------|----------------|------------------------------------|--------------------------------|--------------------|----------------|------------------------------------|--------------------------------|
| | | | | | | | | | | Pit Mínimo: P (mm) | | OVH Mínimo: OH (mm) | | Pit Mínimo: P (mm) | | OVH Mínimo: OH (mm) | |
| | | | | | | | | | | Pasadizo Múltiple | Pasadizo Único | Pasadizo Múltiple o Pasadizo Ancho | Min. Pasadizo o Pasadizo Único | Pasadizo Múltiple | Pasadizo único | Pasadizo Múltiple o Pasadizo Ancho | Min. Pasadizo y Pasadizo único |
| 450 | 1 | 40 | Frente | Fondo | 2S | 800 x 2100 | 1100 x 1300 | 1620 x 1920 | 1800 x 1920 x 2200 | 1230 | 1420 | 4120 | 3930 | 1280 | | 4120 | |
| | 1.5 | 60 | | | | | | | | 1470 | 1600 | 4260 | 4070 | 1460 | | 4260 | |
| | 1.75 | 75 | | | | | | | | 1500 | 1640 | 4320 | 4130 | 1500 | | 4320 | |
| | 2 | 90 | | | | | | | | 1640 | 1650 | 4420 | 4320 | 1620 | | 4420 | |
| | 2.5 | 110 | | | | | | | | 1900 | 2190 | 4660 | 4610 | 1900 | 2160 | 4710 | |
| | 3 | 130 | | | | | | | | 2400 | | 5770 | 2370 | | 5830 | | |
| 600 | 1 | 40 | Frente | Fondo | 2S | 800 x 2100 | 1100 x 1400 | 1620 x 2050 | 1800 x 2050 x 2200 | 1160 | 4610 | | 1220 | | 4790 | | |
| | 1.5 | 60 | | | | | | | | 1470 | 4740 | | 1440 | | 4930 | | |
| | 1.75 | 75 | | | | | | | | 1500 | 4810 | | 1480 | | 5000 | | |
| | 2 | 90 | | | | | | | | 1640 | 4990 | | 1620 | | 5090 | | |
| | 2.5 | 110 | | | | | | | | 1800 | 2190 | 5290 | 1780 | 2160 | 5390 | | |
| | 3 | 130 | | | | | | | | 2400 | | 5770 | 2370 | | 5830 | | |
| | 1 | 40 | Frente y Contra Frente | Lateral | 2S | 800 x 2100 | 1100 x 1400 | 2120 x 2080 | 2120 x 3080 x 2200 | 1160 | 4120 | 4070 | 1220 | | 4250 | | |
| | 1.5 | 60 | | | | | | | | 1470 | 4260 | 4200 | 1440 | | 4390 | | |
| | 1.75 | 75 | | | | | | | | 1500 | 4320 | | 1480 | | 4460 | | |
| | 2 | 90 | | | | | | | | 1640 | 4450 | | 1620 | | 4550 | | |
| | 2.5 | 110 | | | | | | | | 1800 | 2190 | 4690 | 1780 | 2160 | 4790 | | |
| | 3 | 130 | | | | | | | | 2400 | | 5010 | 2370 | | 5080 | | |
| 675 | 1 | 40 | Frente | Fondo | 2CO | 800 x 2100 | 1400 x 1300 | 1800 x 1850 | 1800 x 1850 x 2200 | 1160 | 4330 | | 1220 | | 4520 | | |
| | 1.5 | 60 | | | | | | | | 1470 | 4470 | | 1440 | | 4660 | | |
| | 1.75 | 75 | | | | | | | | 1500 | 4530 | | 1480 | | 4720 | | |
| | 2 | 90 | | | | | | | | 1640 | 2030 | 4720 | 1620 | 2000 | 4820 | | |
| | 2.5 | 110 | | | | | | | | 1800 | 2190 | 4960 | 1780 | 2160 | 5060 | | |
| | 3 | 130 | | | | | | | | 2400 | | 5470 | 2370 | | 5500 | | |
| 975 | 1 | 40 | Frente | Fondo | 2CO | 900 x 2100 | 1500 x 1500 | 1980 x 2080 | 1980 x 2080 x 2200 | 1160 | 4120 | 3720 | 1220 | | 3850 | | |
| | 1.5 | 60 | | | | | | | | 1470 | 4260 | 3860 | 1440 | | 3990 | | |
| | 1.75 | 75 | | | | | | | | 1500 | 4320 | 3920 | 1480 | | 4060 | | |
| | 2 | 90 | | | | | | | | 1640 | 2030 | 4420 | 4050 | 1620 | 2000 | 4150 | |
| | 2.5 | 110 | | | | | | | | 1800 | 2190 | 4660 | 4350 | 1780 | 2160 | 4450 | |
| | 3 | 130 | | | | | | | | 2400 | | 5000 | 4800 | 2370 | | 4860 | |
| | 1 | 40 | Frente y Contra Frente | Lateral | 2CO | 900 x 2100 | 1500 x 1500 | 2490 x 2040 | 2490 x 3040 x 2200 | 1160 | 4120 | 4010 | 1220 | | 4200 | | |
| | 1.5 | 60 | | | | | | | | 1470 | 4260 | 4150 | 1440 | | 4340 | | |
| | 1.75 | 75 | | | | | | | | 1500 | 4320 | 4210 | 1480 | | 4400 | | |
| | 2 | 90 | | | | | | | | 1640 | 2030 | 4420 | 4400 | 1620 | 2000 | 4500 | |
| | 2.5 | 110 | | | | | | | | 1800 | 2190 | 4660 | 4640 | 1780 | 2160 | 4740 | |
| | 3 | 130 | | | | | | | | Technical inquiry is necessary. | | | | | | | |
| 1050 | 1 | 40 | Frente | Fondo | 2S | 900 x 2100 | 1100 x 2100 | 1670 x 2750 | 1800 x 2750 x 2200 | 1160 | 4670 | | 1220 | | 4850 | | |
| | 1.5 | 60 | | | | | | | | 1470 | 4800 | | 1440 | | 4990 | | |
| | 1.75 | 75 | | | | | | | | 1500 | 4870 | | 1480 | | 5060 | | |
| | 2 | 90 | | | | | | | | 1640 | 2030 | 5050 | 1620 | 2000 | 5150 | | |
| | 2.5 | 110 | | | | | | | | 1800 | 2190 | 5350 | 1780 | 2160 | 5450 | | |
| | 3 | 130 | | | | | | | | 2400 | | 5740 | 2370 | | 5800 | | |
| | 1 | 40 | Frente y Contra Frente | Lateral | 2S | 900 x 2100 | 1100 x 2100 | 1740 x 2500 | 1800 x 2500 x 2200 | 1160 | 4120 | 3770 | 1220 | | 3950 | | |
| | 1.5 | 60 | | | | | | | | 1470 | 4260 | 3900 | 1440 | | 4090 | | |
| | 1.75 | 75 | | | | | | | | 1500 | 4320 | 3970 | 1480 | | 4160 | | |
| | 2 | 90 | | | | | | | | 1640 | 2030 | 4420 | 4150 | 1620 | 2000 | 4250 | |
| | 2.5 | 110 | | | | | | | | 1800 | 2190 | 4660 | 4390 | 1780 | 2160 | 4490 | |
| | 3 | 130 | | | | | | | | 2400 | | 5000 | 4840 | 2370 | | 4910 | |
| | 1 | 40 | Frente y Contra Frente | Lateral | 2S | 900 x 2100 | 1100 x 2100 | 2120 x 2780 | 2120 x 3780 x 2200 | 1160 | 4120 | 4070 | 1220 | | 4250 | | |
| | 1.5 | 60 | | | | | | | | 1470 | 4260 | 4200 | 1440 | | 4390 | | |
| | 1.75 | 75 | | | | | | | | 1500 | 4320 | 4270 | 1480 | | 4460 | | |
| | 2 | 90 | | | | | | | | 1640 | 4450 | | 1620 | | 4550 | | |
| | 2.5 | 110 | | | | | | | | 1800 | 2190 | 4660 | 4640 | 1780 | 2160 | 4740 | |
| | 3 | 130 | | | | | | | | 2400 | | 6210 | 2400 | | 6280 | | |
| 1050 | 1 | 40 | Frente | Fondo | 2CO | 900 x 2100 | 1600 x 1500 | 2000 x 2080 | 2000 x 2080 x 2200 | 1160 | 4120 | 3720 | 1220 | | 3850 | | |
| | 1.5 | 60 | | | | | | | | 1470 | 4260 | 3890 | 1440 | | 3990 | | |
| | 1.75 | 75 | | | | | | | | 1500 | 4320 | 3920 | 1480 | | 4060 | | |
| | 2 | 90 | | | | | | | | 1640 | 2030 | 4420 | 4050 | 1620 | 2000 | 4150 | |
| | 2.5 | 110 | | | | | | | | 1800 | 2190 | 4660 | 4350 | 1780 | 2160 | 4450 | |
| | 3 | 130 | | | | | | | | 2400 | | 5000 | 4800 | 2370 | | 4860 | |
| | 1 | 40 | Frente | Fondo | 2CO | 1000 x 2100 | 1600 x 1500 | 2030 x 2100 | 2000 x 2100 x 2200 | 2400 | 5000 | 4800 | 2370 | | 4860 | | |
| | 1.5 | 60 | | | | | | | | 4330 | 5780 | 5770 | 4130 | | 5770 | | |
| | 1.75 | 75 | | | | | | | | 1160 | 4120 | 3720 | 1220 | | 3850 | | |
| | 2 | 90 | | | | | | | | 1470 | 4260 | 3860 | 1440 | | 3990 | | |
| | 2.5 | 110 | | | | | | | | 1500 | 4320 | 3920 | 1480 | | 4060 | | |
| | 3 | 130 | | | | | | | | 1640 | 2030 | 4420 | 4050 | 1620 | 2000 | 4150 | |
| 1 | 40 | Frente y Contra Frente | Lateral | 2CO | 1000 x 2100 | 1600 x 1500 | 2180 x 2080 | 2180 x 2080 x 2200 | 1160 | 4120 | 3720 | 1220 | | 3850 | | | |
| 1.5 | 60 | | | | | | | | 1470 | 4260 | 3860 | 1440 | | 3990 | | | |
| 1.75 | 75 | | | | | | | | 1500 | 4320 | 3920 | 1480 | | 4060 | | | |
| 2 | 90 | | | | | | | | 1640 | 2030 | 4420 | 4050 | 1620 | 2000 | 4150 | | |
| 2.5 | 110 | | | | | | | | 1800 | 2190 | 4660 | 4350 | 1780 | 2160 | 4450 | | |
| 3 | 130 | | | | | | | | 2400 | | 5000 | 4800 | 2370 | | 4860 | | |
| 1 | 40 | Frente y Contra Frente | Lateral | 2CO | 1000 x 2100 | 1600 x 1500 | 2080 x 2310 | 2280 x 4110 x 2850 | 2400 | 5000 | 4800 | 2370 | | 4860 | | | |
| 1.5 | 60 | | | | | | | | 4330 | 5780 | 5770 | 4130 | | 5770 | | | |
| 1.75 | 75 | | | | | | | | 1160 | 4120 | 3720 | 1220 | | 3850 | | | |
| 2 | 90 | | | | | | | | 1470 | 4260 | 3860 | 1440 | | 3990 | | | |
| 2.5 | 110 | | | | | | | | 1500 | 4320 | 3920 | 1480 | | 4060 | | | |
| 3 | 130 | | | | | | | | 1640 | 2030 | 4420 | 4050 | 1620 | 2000 | 4150 | | |
| 1200 | 1 | 40 | Frente | Fondo | 2S | 1000 x 2100 | 1300 x 2050 | 1810 x 2720 | 1810 x 2720 x 2200 | 1160 | 4120 | 3715 | 1220 | | 3850 | | |
| | 1.5 | 60 | | | | | | | | 1470 | 4260 | 3860 | 1440 | | 3990 | | |
| | 1.75 | 75 | | | | | | | | 1500 | 4320 | 3920 | 1480 | | 4060 | | |
| | 2 | 90 | | | | | | | | 1640 | 2030 | 4420 | 4050 | 1620 | 2000 | 4150 | |
| | 2.5 | 110 | | | | | | | | 1800 | 2190 | 4660 | 4350 | 1780 | 2160 | 4450 | |
| | 3 | 130 | | | | | | | | 2400 | | 5000 | 4800 | 2370 | | 4860 | |
| | 1 | 40 | Frente | Fondo | 2S | 1000 x 2100 | 1300 x 2050 | 1940 x 2450 | 1940 x 2450 x 2200 | 1160 | 4120 | 3770 | 1220 | | 3950 | | |
| | 1.5 | 60 | | | | | | | | 1470 | 4260 | 3900 | 1440 | | 4090 | | |
| | 1.75 | 75 | | | | | | | | 1500 | 4320 | 3970 | 1480 | | 4160 | | |
| | 2 | 90 | | | | | | | | 1640 | 2030 | 4420 | 4150 | 1620 | 2000 | 4250 | |
| | 2.5 | 110 | | | | | | | | 1800 | 2190 | 4660 | 4390 | 1780 | 2160 | 4490 | |
| | 3 | 130 | | | | | | | | 2400 | | 5000 | 4840 | 2370 | | 4910 | |
| | 1 | 40 | Frente y Contra Frente | Lateral | 2S | 1000 x 2100 | 1300 x 2050 | 1970 x 2450 | 1970 x 2450 x 2200 | 1160 | 4120 | 4070 | 1220 | | 4250 | | |
| | 1.5 | 60 | | | | | | | | 1470 | 4260 | 4200 | 1440 | | 4390 | | |
| | 1.75 | 75 | | | | | | | | 1500 | 4320 | 4270 | 1480 | | 4460 | | |
| | 2 | 90 | | | | | | | | 1640 | 4450 | | 1620 | | 4550 | | |
| | 2.5 | 110 | | | | | | | | 1800 | 2190 | 4690 | 1780 | 2160 | 4790 | | |
| | 3 | 130 | | | | | | | | 2400 | | 5070 | 2370 | | 5130 | | |

| Cap. (Kg) | Vel. (m/s) | Reco rrido (m) | Ubicac. de la Puerta | Ubicac. del CWT | Tipo de Puerta | Tamaño de Puerta W x H (mm) | Dimensiones Interiores de Cabina W x D (mm) | Pasadizo Mínimo X x Y (mm) | Tamaño Mínimo de Sala de Máquinas MX x MY x MH (mm) | EN81-1 | | | | CABA | | | | | | | | | |
|-----------|------------|----------------|------------------------|--------------------|--------------------|-----------------------------|---|----------------------------|---|--------------------|----------------|------------------------------------|--------------------------------|--------------------|----------------|------------------------------------|--------------------------------|------|--|------|--|------|--|
| | | | | | | | | | | Pit Mínimo: P (mm) | | OVH Mínimo: OH (mm) | | Pit Mínimo: P (mm) | | OVH Mínimo: OH (mm) | | | | | | | |
| | | | | | | | | | | Pasadizo Múltiple | Pasadizo Unico | Pasadizo Múltiple o Pasadizo Ancho | Min. Pasadizo o Pasadizo Unico | Pasadizo Múltiple | Pasadizo Unico | Pasadizo Múltiple o Pasadizo Ancho | Min. Pasadizo o Pasadizo Unico | | | | | | |
| 1350 | 1 | 40 | Frente | Fondo | 2CO | 1000 x 2100 | 1700 x 1700 | 2250 x 2300 | 2250 x 2300 x 2200 | 1160 | | 4120 | | 3720 | | 1220 | | 3850 | | | | | |
| | 1.5 | 60 | | | | | | | | 1470 | | 4260 | | 3860 | | 1440 | | 3990 | | | | | |
| | 1.75 | 75 | | | | | | | | 1500 | | 4320 | | 3920 | | 1480 | | 4060 | | | | | |
| | 2 | 90 | | | | | | | | 1640 | | 2030 | | 4420 | | 4050 | | 1620 | | 2000 | | 4150 | |
| | 2.5 | 110 | | | | | | | | 1800 | | 2190 | | 4660 | | 4350 | | 1780 | | 2160 | | 4450 | |
| | 3 | 130 | | | | | | | | 2400 | | | | 5170 | | | | 2370 | | 5200 | | | |
| | 4 | 180 | | | | | | | | 2280 x 2530 | | 2480 x 4330 x 2850 | | 4430 | | 5820 | | 4230 | | 5820 | | | |
| 1575 | 1 | 40 | Frente | Fondo | 2CO | 1000 x 2100 | 1850 x 1800 | 2290 x 2420 | 2290 x 2420 x 2200 | 1340 | | 4120 | | 3850 | | 1340 | | 3970 | | | | | |
| | 1.5 | 60 | | | | | | | | 1650 | | 4260 | | 3990 | | 1620 | | 4110 | | | | | |
| | 1.75 | 75 | | | | | | | | 1680 | | 4320 | | 4060 | | 1660 | | 4180 | | | | | |
| | 2 | 90 | | | | | | | | 1750 | | 2030 | | 4420 | | 4150 | | 1720 | | 2000 | | 4270 | |
| | 2.5 | 110 | | | | | | | | 1910 | | 2190 | | 4660 | | 4450 | | 1880 | | 2160 | | 4570 | |
| | 3 | 130 | | | | | | | | 2400 | | | | 5000 | | 4850 | | 2370 | | 4910 | | | |
| | 4 | 180 | | | | | | | | 2290 x 2530 | | 2490 x 4330 x 2850 | | 4480 | | 5820 | | 4280 | | 5820 | | | |
| 1800 | 1 | 40 | Frente | Lateral | 2S | 1200 x 2100 | 1500 x 2400 | 2160 x 2800 | 2160 x 2800 x 2200 | 1340 | | 4120 | | 3960 | | 1340 | | 4080 | | | | | |
| | 1.5 | 60 | | | | | | | | 1650 | | 4260 | | 4100 | | 1620 | | 4220 | | | | | |
| | 1.75 | 75 | | | | | | | | 1680 | | 4320 | | 4160 | | 1660 | | 4280 | | | | | |
| | 2 | 90 | | | | | | | | 1750 | | 2030 | | 4420 | | 4260 | | 1720 | | 2000 | | 4380 | |
| | 2.5 | 110 | | | | | | | | 1910 | | 2190 | | 4660 | | 4500 | | 1880 | | 2160 | | 4620 | |
| | 3 | 130 | 2400 | | | | | | | 5000 | | 4890 | | 2400 | | 4960 | | | | | | | |
| | 1 | 40 | Frente y Contra Frente | | | | | Lateral | 2S | 1200 x 2100 | 1500 x 2400 | 2490 x 3080 | 2490 x 4080 x 2200 | 1340 | | 4130 | | 1340 | | 4250 | | | |
| | 1.5 | 60 | | | | | | | | | | | | 1650 | | 4270 | | 1620 | | 4390 | | | |
| | 1.75 | 75 | | | | | | | | | | | | 1680 | | 4330 | | 1660 | | 4450 | | | |
| | 2 | 90 | | | | | | | | | | | | 1750 | | 2030 | | 4430 | | 1720 | | 2000 | |
| 2.5 | 110 | 1910 | | 2190 | | 4670 | | | | | | | | 1880 | | 2160 | | 4790 | | | | | |
| 3 | 130 | 2400 | | | | 5360 | | | | | | 2400 | | 5370 | | | | | | | | | |
| 4 | 180 | 2660 x 3080 | | 2860 x 4080 x 2850 | | 2400 | | | | | | 2480 | | 5360 | | 5370 | | | | | | | |
| 1950 | 1 | 40 | Frente | Fondo | 2CO | 1100 x 2100 | 1950 x 2000 | | | | | 2380 x 2620 | 2380 x 2620 x 2200 | 1340 | | 4120 | | 3850 | | 1340 | | 3970 | |
| | 1.5 | 60 | | | | | | | | | | | | 1650 | | 4260 | | 3990 | | 1620 | | 4110 | |
| | 1.75 | 75 | | | | | | | | | | | | 1680 | | 4320 | | 4060 | | 1660 | | 4180 | |
| | 2 | 90 | | | | | | 1750 | | 2030 | | | | 4420 | | 4150 | | 1720 | | 2000 | | 4270 | |
| | 2.5 | 110 | | | | | | 1910 | | 2190 | | | | 4660 | | 4450 | | 1880 | | 2160 | | 4570 | |
| | 3 | 130 | | | | | | 2400 | | | | | | 5000 | | 4850 | | 2370 | | 4910 | | | |
| | 4 | 180 | | | | | | 2420 x 2660 | | 2620 x 4460 x 2850 | | | | 2400 | | 5000 | | 2370 | | 4910 | | | |
| | | | 2590 x 2900 | | 2790 x 4700 x 2850 | | 4600 | | 5850 | | 4400 | | 5850 | | | | | | | | | | |

| Especificaciones | Argentina | Uruguay |
|--|---|---------|
| Tensión de Alimentación (Edificio) | 380V | 400V |
| Frecuencia de Alimentación (Edificio) | 50Hz | |
| Paracaídas en Contra Peso | No | |
| Altura Libre al Cielorraso | 2350 mm (CT-GS01) | |
| Extractor en Cielorraso | Si | |
| Tipo de Piso | Mármol | |
| Espesor del Mármol | 25mm | |
| Umbral de la Cabina | Aluminio | |
| Paneles de Cabina | Acero Inoxidable | |
| Modelo de Botonera de Cabina | COB-GS01 | |
| Pasamanos | Si (en los dos laterales y al fondo) CPH-GC01 | |
| Espejo de Cabina | Si (Estándar) | |
| Paneles de Puertas de Cabina | Acero Inoxidable | |
| Borde de Seguridad en Puerta de Cabina | 2S (No) - 2CO (Si) | |
| Sensor de Sismos | No | |
| Puerta contra Incendio (EN) | Si | |

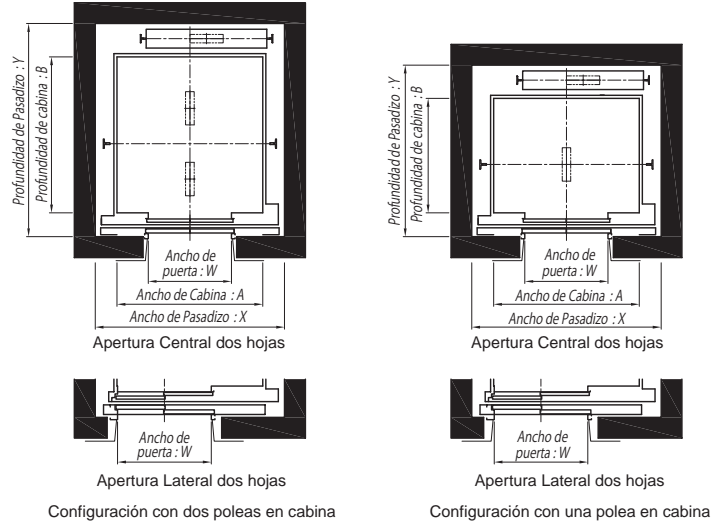
STANDARD DIMENSIONS

Contrapeso Posterior



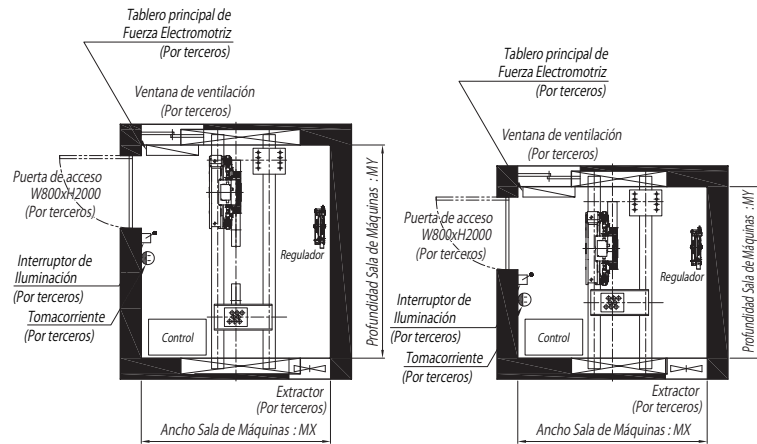
Corte del Pasadizo

Nota: El plano para cabina con una sola polea es ligeramente diferente de la figura anterior.



Planta del Pasadizo

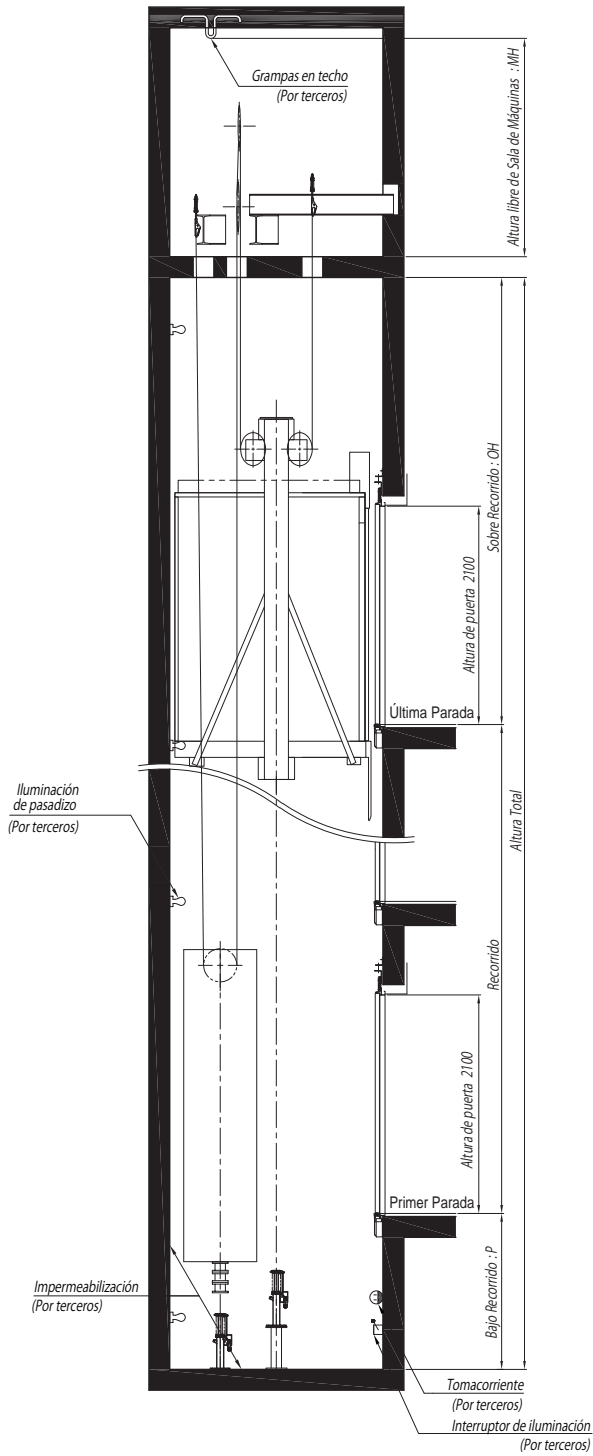
450kg <= Capacidad <= 2000kg



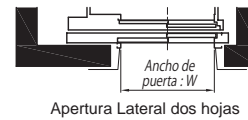
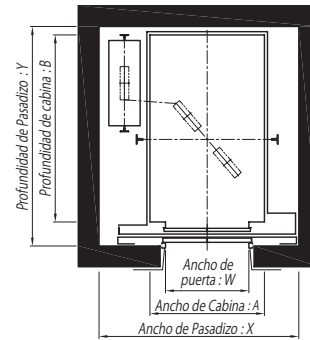
Planta Sala de Máquinas

Nota: Cuando la velocidad del ascensor es 3.0m/s y el ancho de la sala de máquinas es la proyección del pasadizo, se debe hacer un calado en la pared de la sala para evitar interferencias con el regulador.

Contrapeso Lateral

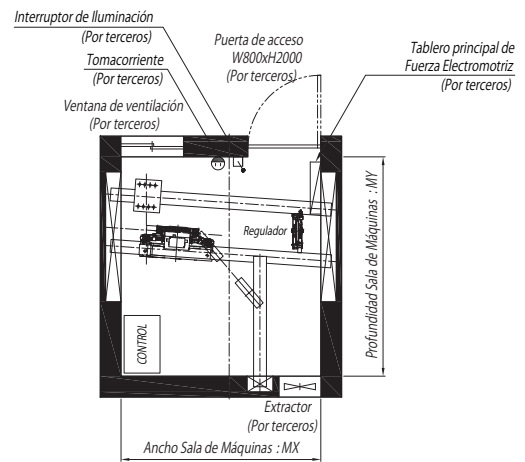


Corte del Pasadizo



Planta del Pasadizo

800kg <= Capacidad <= 2000kg



Planta Sala de Máquinas

FUJITEC
www.fujitec.com